

Volunteer for Humanity from Your Phone

Join the world's largest group of remote translators and interpreters in supporting refugees, immigrants, and asylum seekers with language access right from your phone.



Get Started Volunteering:

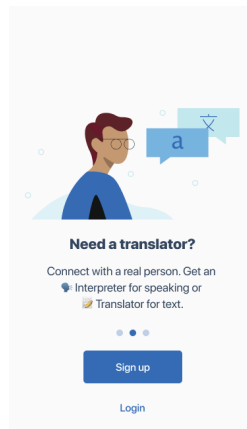
1 Download the Tarjimly App



2 Create an Account.

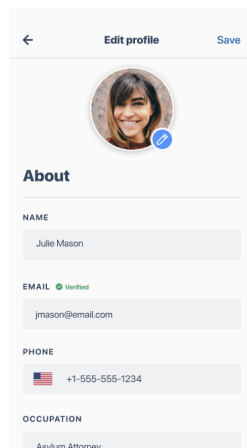
Select "I want to translate for people".

Verify your email.



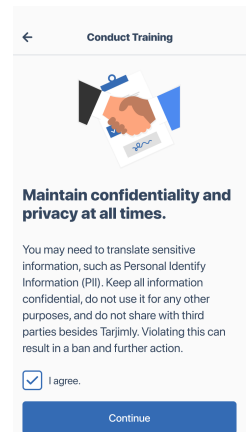
3 Update your Profile

Enter the languages you know and your proficiency levels.



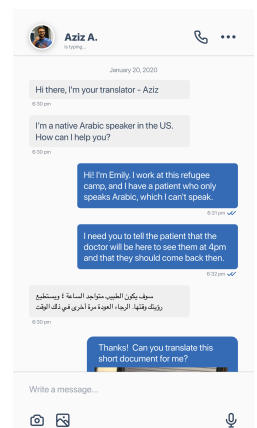
4 Carefully Read and Agree to the Code of Conduct

You can also take language tests and our Premier Translator training to increase your chances of being pinged.



5 Receive Requests

When someone needs your translation skills you'll be pinged. Accept to be connected to a session where you can send text, voice notes, or join a 3-way phone call.



6 End and Rate Your Session.

How was your conversation with Aziz?

 Problems

 Great



Important Information Before Using Tarjimly

To have the best experience possible using Tarjimly and to keep your information safe, please read the following.

Keep Yourself and Your Information Safe

1. Do Not Take Translation Off the App

Receiving interpretation services from Tarjimly Translators outside of the Tarjimly app can put you and the translator at risk.

2. Do Not Request or Accept Any Other Services, Even If Offered

Do not accept any other services offered by translators, even if you think they would be helpful.

3. Do Not Ask for Interpreters' Opinions or Advice

Interpreters must stay neutral and should not share their political, religious, and moral convictions. Avoid asking for advice or personal opinions. The interpreter is only there to translate.

4. Keep All Personally Identifiable Information Confidential

It's any information that can be used to identify a person directly or indirectly. Some examples of such information are:

- a. Full name
- b. Social Security Number (SSN)
- c. Mailing Address
- d. ID number
- e. Phone number

Make Sure You're Ready

Before requesting a translator or interpreter, find a quiet spot, make sure you're available, have a safe and strong connection, and have sufficient battery.

If Contacting an Interpreter on an Internet Call

1. Introduce yourself:

E.g. "Hi. My name is (First Name) from (Country). I'm trying to (Explain What You Need Interpretation For). I estimate this will take (Insert Length of Time Needed). Can you help interpret for me? I will speak directly to (First Name of Client), and will speak in the first person."



2. Speak slowly and clearly, pausing between sentences to allow the interpreter to translate accurately
3. If trying to speak to communicate with someone else using an interpreter, speak directly to the other person.
E.g. Say, "Meet me at the hospital at 5pm on Sunday." ✓
Instead of
"Tell them to meet me at the hospital at 5pm on Sunday" ✗

If you have questions, email us at team@tarjim.ly